

NORTH HAVEN Gardens

Every Blooming Thing

NOV • DEC • 2010

www.nhg.com

CALENDAR OF EVENTS

All NHG programs are complimentary and open to the public unless otherwise noted. Visit our Events Page at www.nhg.com for added programs.

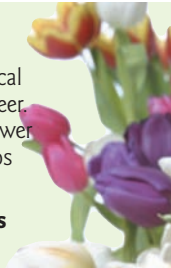
~ NOVEMBER 2010 ~

SAT, NOV 6

9AM - 11AM / Noon - 2PM

Shop for Spring Bulbs with local bulb expert Cornelius Noordermeer. He'll be on-site until 2pm to answer questions and help pick out bulbs for your spring display.

11AM • **Planting Spring Bulbs** by Cornelius Noordermeer



SAT, NOV 6

9AM - 12PM • **Bonsai: Ground Growing** with John Kirby, Dallas Bonsai Society

11AM • **Bonsai 101: Care of Bonsai, Part 2** Will review part 1 and discuss repotting and other tips for good bonsai health.

1PM • **Captivating Camellias and Other Winter Shrubs** by NHG Staff



SUN, NOV 7

2:30PM • **Orchids 101**

3PM • **Hybridization of New Slipper Species** by the Greater North Texas Orchid Society

SAT, NOV 13

11AM • **History of African Violets** by the Alpha African Violet Society

1PM • **Dazzling Holiday Containers** Cody Hoya & Robbie Richards, *Terrain Horticultural Design*. Rosemary topiaries, cool season color and fresh greens can be combined to make welcoming containers to impress holiday guests.



SUN, NOV 14

3PM • **Native Ferns** Southwest Fern Society

~ DECEMBER 2010 ~

SAT, DEC 4

10AM - 3PM • **Chihuahua Rescue**

One of the most satisfying gifts to give is a new home for a pup without a home. Come see the pups looking for forever homes!



SAT, DEC 4

12:30PM - 3:30PM • **Christmas Yule Logs & Woodland Ornaments** by Shannon Driscoll, Oil & Cotton Creative Exchange www.oilandcotton.com Celebrate the holidays by creating one-of-a-kind crafts at NHG. Recycled stumps from our Christmas trees will be used to make an ancient holiday tradition...the YULE LOG. It may be burned in your fire place/pit for good luck or used as a decorative center piece. Woodland ornaments will be fashioned from pinecones and branches. Most of the materials for these projects are from nature. **Kids invited.** Register early, limited class size. \$45




SAT, DEC 4

9AM - NOON • **Member Virtual Garden Tour & Bonsai 101** Dallas Bonsai Society

11AM • **Bonsai 101: Care of Bonsai, Part 2** Dallas Bonsai Society

SAT, DEC 11

11AM • **African Violets as Holiday Gifts** by the Alpha African Violet Society



Garden Gifts

Amaryllis Bulbs:

These exotic blooms are just about the easiest gift to give! Select bloom colors from traditional 'Red Lion' to funky 'Lime Green', or select architectural shapes such as 'Chico' or 'Sumatra'. We also have a fun supply of recycled crushed glass, vases and ribbons to create a completely wonderful gift.



M Brace Raised Bed

Corners: Create raised bed gardens with ease. Just add wood and go! No screws, nails, or tools needed!



Herb Scissors: Seriously cool and unique! Prep fresh-from-the-garden herbs in seconds with multi-blade kitchen scissors!

Soji Solar Lanterns:

For the gardener who entertains! These solar powered lanterns are made of sturdy fabric and come in fashion forward colors.



Bright Glazed Pots: Yes, we love plants! But we love them even more in the brightest of glazed pottery. Our new line of pots come in colors straight off the fashion runways! Just add orchids, ivy, African violets and bromeliads and you've got a gift that shines!

Garden Books: Preserving your harvest, growing the perfect tomato, designing your landscape can all be learned from the wonderful selection of books at NHG!

Tea Pot Water Cans:

Don't let the cute exterior fool you! These water cans are made of tough materials. Perfect for teachers, tea lovers and indoor plant lovers.





SPRING BLOOMING BULBS

PLANTING TIME

Plant Tulips, Hyacinth and other spring-flowering bulbs between Thanksgiving and the end of December, when soil temps reach 45-50°F. Daffodils, however, can be planted anytime after Oct. 1st through mid-Jan.

WE'LL DO THE CHILLIN'

When you purchase \$100 worth of bulbs, we'll store them for you at just the right temperature for just the right time. We'll call you at the beginning of December to let you know when it's time to plant.

Keep Your Christmas Trees, Greens & Wreaths Fresh

The scents of real conifer evergreens in our homes conjure up warm holiday memories of the past while creating new ones for our families in the future. If not properly handled, the greens will soon dry out, along with the fragrance, creating a potential hazard in your home. North Haven Gardens treats all the trees and fresh greens we sell with an anti-transpirant that reduces the moisture loss, but there are several other tips that will help you once you're home. Maintaining fresh water in the tree stand reservoir is critical for your Christmas tree. Keep it fresh by adding water every few days. Fresh cut greens should be soaked in water before putting them up for display, and then misted daily or soaked for an hour or so every other day. The room your greens are in should be kept as cool as possible, with the greens kept away from vents. *NORTH HAVEN GARDENS has been creating holiday traditions for decades.*

Christmas trees are ready for your home the day after Thanksgiving. Hot cider and cookies are served through the holiday season.

Bring on the Birds!

By Christine Hensley, TCNP, NHG Staff

Winter is an important time of year to offer birds shelter and food in your landscape. We offer a beautiful selection of plants to enhance your landscape while also benefitting urban wildlife. Take a look at our habitat list online at www.nhg.com/pdf/Habitat.pdf



American Beautyberry – Native shrub, magenta berries in fall.

Leather leaf Mahonia – Cascading blue berries in early fall.

Possumhaw holly – red berries on bare stems in winter, native.

Yaupon holly – evergreen shrub with red berries in winter, native.

Red Yucca – Evergreen, grasslike mound with soft points and red flowers throughout summer. Hummingbirds & butterflies, native.

Wax Myrtle – evergreen shrub with delicate leaves. Good bird shelter.

Texas Sage – Compact shrub with silver foliage and purple flowers. Great for bird shelter!

Cleyera – all varieties. Evergreen, small fragrant flowers in summer. Also attracts butterflies.



Passionvine – Exotic purple & blue flowers in summer. Hummingbirds and butterflies.

Tantalizing Tulips Create a Terrific Spring Garden

by Leslie Finical Halleck, M.S.

It's Tulip time again! The holiday season is upon us, and it's time to select your favorite bulb varieties for the garden. Popular Tulip varieties, such as 'Menton', 'Maureen', 'Kingsblood' and others sell out quickly, so don't wait until December to choose your favorite colors and varieties! Did you know that North Haven Gardens is the only nursery in town that will store and pre-chill your tulip bulbs for you? That means you can select your bulbs early and leave them with us until planting time. Storage at the right temperature, about 45-50°F, for 60 to 70 days is necessary for your tulips, hyacinth, crocus and other spring flowering bulbs to bloom. We'll also have a great selection of cool season color to brighten your garden from autumn through spring. Overplant your spring blooming bulbs with pansies, violas, snapdragons, alyssum, mums, diascia, nemesia and much more! Our expert garden advisors can provide you with great tips on planting your bulbs and cool-season color.



Winter Vegetable Display Garden

What's growing in our Vegetable Display Garden and market garden? Through late August, September, October and early November we planted hardy crops of collards, spinach, carrots, beets, turnips, mustard, kale, broccoli, Brussels sprouts, and cabbage. Other crops such as cauliflower, lettuce, onions, Chinese cabbage, radicchio, arugula, radishes, peas, and Swiss chard are a little less hardy but easily can survive through mild winters. Evergreen herbs like thyme, oregano and sage were also planted. Cool season herbs such as parsley, fennel, dill, and cilantro are excellent through Dallas winters. In January, here at NHG, leeks, onions, horseradish, potatoes and rutabaga will begin to arrive. Our Display garden is always outfitted in the current seasons plants. Come by and visit us for inspiration and ideas.



NOW is the TIME...



The Freeze May Come. What to do?

by Robin Carlton, NHG Staff

Do temperatures that are plummeting to below freezing send your stress level soaring? By practicing simple techniques to protect your winter garden, you can be ready and relaxed! Healthy, well-maintained plants that have been consistently watered properly are better able to survive freezing temperatures. Plants with sufficient amounts of water in their cells are better able to withstand a freeze. Some plants will still need to be covered when we dip below 32 degrees including palms and annual color such as cyclamen. If it is even colder, these should be covered, as well as certain winter veggies (i.e. broccoli and cauliflower, whose tender florets can be damaged.) Correctly applied frost cloth is your best bet for protection. Unlike old blankets or sheets, and burlap, frost cloth is specially designed to trap heat with minimal moisture build-up. It can protect for up to 3 days, and should not be left on longer than this at one time. *For more info on proper winter watering, frost cloth, and freeze protection, stop by to visit with a Garden Advisor today!*

Holiday Homes...Naturally!

by Robin Carlton, NHG Staff

If you're like me, you can't wait to decorate your home and garden for the holidays with beautiful seasonal items from NORTH HAVEN GARDENS! For quick and easy mixed pots that also make the perfect holiday hostess gift, plant sun-loving annuals with a miniature cypress, or plant annuals such as primrose and cyclamen that prefer partial shade with rosemary. For healthy, fresh containers all season, keep the soil evenly moist and push a Jobe's Tree Spike in near each evergreen or rosemary's base every 30 days. Add some **NHG Bedding Food** to the annuals at planting and apply again every 4 weeks. Ivy or Rosemary Topiaries are a unique, elegant touch and look festive planted with seasonal color; water every 2-3 days outside, or once a week indoors, and use Jobe's All Purpose or Container Fertilizer Spikes for feeding. *For help selecting items, potting containers, or more gift-giving ideas, please speak to a Garden Advisor in-store!*



The Perfect Gift: Garden Coach Program

Looking for a completely unique gift for your favorite gardener? Or, do you know a new homeowner hoping to get started on their new landscape? We have an excellent gift solution! A consultation here at the garden center with our Garden Coach will help take your favorite gardener's (or your) skills to the next level. Kay Nelson, Garden Coach and Texas Certified Nursery Professional, meets one-on-one at the garden center to help identify areas in the landscape ready for improvement, suggest the proper plants for specific needs and provide maintenance information. Then, she'll take you through the garden center to show you the plants you're interested in so you can make educated choices. The cost of the consultation session is \$50. At the end of the 45 minute consultation, you'll receive an NHG gift card for \$50, which can be applied to any plant purchase that day or in the future! Call 214-363-5316 to inquire about an appointment. **In-store only.**

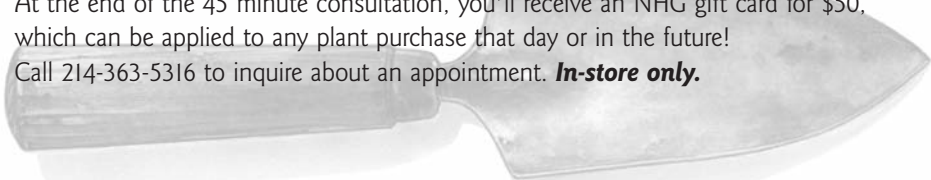
NOVEMBER

- Prepare for planting spring bulbs by attending "Shop with Cornelius" November 6th, 9am-2pm and his 11am program "Planting Spring Bulbs".
- Buy frost cloth to protect tender perennials and other plants from frost and/or freezing.
- Be certain that plants are mulched well. At least 2 inches of mulch will help protect plant roots from cold temperatures.
- Select your tulips and hyacinths now. We will pre-chill your bulbs for you in our bulb cooler. Tulips and hyacinth should be planted after Thanksgiving and by the end of December. Plant your daffodils now through mid-January. Mix **NHG Organic Bulb Food** into soil when planting daffodils.
- Plant winter color such as pansies, violas, dianthus, snapdragons, flowering kale and cabbage. Finish dividing and re-planting spring and summer-flowering perennials early November. Plant container trees and shrubs.
- Using a water can, apply a water-soluble fertilizer to newly planted annuals for a quick start.
- Trim perennials back to the ground as they go dormant. Trim tender perennials such as bananas, firebush, Mexican heather, Mexican bush sage and lantanas after the first freeze, then mulch them well to protect from cold.

DECEMBER

- Mulch the gardens that you missed last month!
- Remove dead materials that could harbor insects or disease.
- Plant tulips and hyacinth by the end of the month. Continue planting daffodils. Overplant bulbs with winter color such as viola and pansy. Primula and hardy cyclamen can be planted in protected garden areas or pots. Apply **NHG Organic Bulb Food**.
- Plant container trees and shrubs. Transplanting is best done when plants are dormant.
- Prune summer-flowering shrubs and vines (such as crape myrtles and altheas) lightly to prevent rampant growth in the spring. Do not prune spring-flowering shrubs (azaleas or hydrangeas), vines, or climbing roses until after their spring bloom.
- Don't forget to water trees and shrubs.

Visit our website for more tips and information www.nhg.com



NORTH HAVEN Gardens

7700 Northaven Road, Dallas, TX 75230
214-363-5316 • www.nhg.com

Not sure what to get the Gardener in your life?
NORTH HAVEN GARDENS Gift Cards
make the perfect gift! Order online or in-store.



Color Rx *by Liz Del Turco, NHG Staff*

We've got the perfect prescription for the winter doldrums. Brighten your holidays and welcome your guests with colorful annuals! Now is the time to plant graceful Iceland Poppies, stately Snapdragons, and cheerful Pansies. Create a series of contrasts with the warm colors of Dicentra, Snapdragons, Stock, and Poppies with the cool colors of blue and purple Pansies, Ornamental Kale, and Primroses. They can all be used in containers to add that little touch of elegance at your entry, or along the edge of your shrub and perennial borders to create a lovely floral "necklace." For additional color, "underplant" all annuals with spring bulbs like daffodils, hyacinth, and tulips to herald the changing seasons in spring. For those with limited space, beautiful annuals can be combined with cool-season herbs and vegetables to create edible container gardens; consider Dill, Parsley, Broccoli, and Swiss Chard as part of your textural palette. All annuals appreciate a rich, well-drained soil, so be generous with your expanded shale and compost! Be sure to give them an additional boost with **NHG Organic Pansy Food** or **NHG Organic Bedding Food** at time of planting and once each month to keep them looking their best.

We're Proud of Our Staff!

We want to offer you the best plant knowledge in the business! Therefore, we encourage staff to become **Texas Certified Nursery Professionals**. Many of your favorite long time staff members, such as Christine Hensley, Kato Dixon, Brandon Sorenson, Mark Black and Kay Nelson are all certified. Plus, we have many new additions to our team who are degreed horticulturists and landscape designers. When you discuss plant diseases, pest control, organic care and variety selection with Garden Advisors at NHG, you can feel confident and secure that the information you are given is the most up-to-date in the industry. Be sure to visit us every season! We've got ideas and plans for what to do in your veggie, perennial, herb and color garden every month of the year!

Society Meetings at NORTH HAVEN GARDENS

Does your club need a meeting space?

NHG has a wonderful lecture room!
Call **214-363-6715** ext: 326 for details.

Alpha African Violet Society

Meets 2nd Saturday at 11am

Begonia Society

214-363-6715 ext 340

Meets the fourth Sunday at 3pm

Bonsai Society

More info at www.bonsaisocietyofdallas.com

Meets the first Saturday at 9am

Bromeliad Society

More info at www.dfwbromeliads.com

Meets Saturday, every other month, 3pm

Daylily Growers of Dallas

More info at www.dallasdaylilies.com

Meets the third Saturday at 10am

Herb Society of America

Meets the fourth Saturday at 10am

Texas Daffodil Society

More info www.texasdaffodilsociety.org

Meets the second Tuesday October-February

Iris Society

Meets the third Sunday at 3pm

Greater North Texas Orchid Society

More info at www.gntos.org

Meets the first Sunday at 3pm

Dallas Organic Garden Club

More info at www.dogc.org

Meets the fourth Sunday at 3pm

Dallas Backyard Poultry Meetup Group

www.meetup.com/dallasbackyardpoultry

Meetings vary. Check website.

**Happy New Year from
North Haven Gardens!**