

Decorating for the Holidays

Whether you prefer a single candle in each window or a 12-foot tree covered with glittering decorations, our ideas will help you create a special home, whether simple or dramatic!

Garlands and Swags...

are the perfect choice for mantles, doorways and railings. Weave 2 coordinating ribbons around a swag for a stunning contrast. Attach cones, berries or dried/silk flowers with a dab of hot glue.

Wreaths...

can be stunning on doors, over mantles or on windows. They can be completed with a single bow or festooned with berries, trumpets or other decorations to match your décor.

Fresh Cut Greens...

look and smell great! Whether scattered on the mantle, tucked behind pictures or brimming from vases and baskets. Tie a bunch together with a big bow for a delightful, simple door decoration. Hint: Spray with WiltPruf. Make a fresh cut at the base of greens before arranging and check the water often the first few days.

Garland...

of Douglas, Cedar, Noble and Mixed Garland look great along a fence, railing or lightpost. Add 3' boughs along the railing or fence with larger bows at the base of the gateposts for an easy decoration.

CARE of CHRISTMAS GREENS

Extend the life and enjoyment of your fresh greens by following these easy steps:

1. *Spray with Wiltpruf or Cloud Cover until dripping wet. This seals the moisture into the needles, extending the life of your greens. Do not use on Princess Pine or Juniper berries.*
2. *After spraying, allow the spray to dry before decorating and hanging.*
3. *Keep greens in as cool a location as possible, out of direct sunlight and away from heat.*

CALENDAR OF EVENTS

~ NOVEMBER 2004 ~

SAT NOV 13TH · 1:30PM

Free Lecture
SHRUBS OF THE SEASON,
by Chuck Goecke

SAT NOV 20TH · 1:30PM

Free Lecture
WINTER GARDENING FOR SPRING REWARDS,
by Judy Fender

FRI NOV 26TH thru SUN NOV 28TH

CHRISTMAS OPEN HOUSE

- FRIDAY 9AM-5:30PM
- SATURDAY 9AM-5:30PM
- SUNDAY 10AM-5PM

Free refreshments

Holiday pictures with Santa

Fresh cut trees are here

Living Christmas Trees

Bring canned food for the North Texas Food Bank.

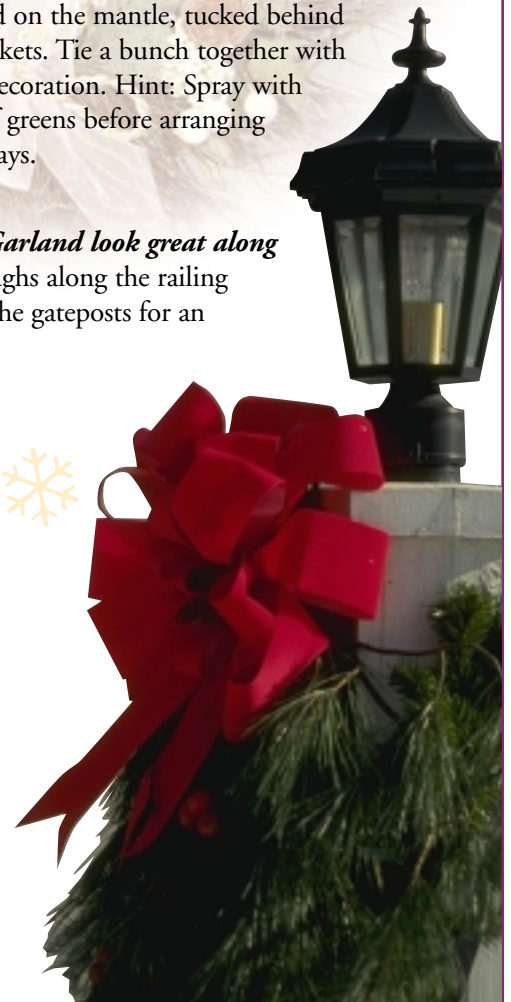
FREE DAILY DEMONSTRATIONS


11 AM · DEMONSTRATIONS ON
HOLIDAY DECORATING

1 PM · PLANTS FOR THE HOLIDAYS

2 PM · CARE OF ROSEMARY TOPIARIES

3 PM · DEMONSTRATIONS ON
HOLIDAY DECORATING





Holiday Plants

POINSETTIAS

Poinsettias make the perfect holiday gift: And, whether you're giving or receiving, it's important to know how to care for them. Poinsettias are very sensitive to cold. We sleeve your plants to protect them as you take them to your car. Do not leave them in an unheated car...and take them quickly indoors when you get home. Poinsettias colorful bracts last well beyond all the holidays and even into the spring. These easy-care plants prefer bright, filtered light in a spot free from drafts. Let the plant become moderately dry between waterings, and don't fertilize while in bloom.

CHRISTMAS CACTUS

With colorful flowers in red, pink, salmon, lavender or white, Christmas cactus will do best in a sunny south, east or west window. Keep the soil evenly moist.

CYCLAMEN

A popular house plant with a profusion of colorful flowers that bloom for a long time. Keep cyclamen evenly moist from September through May. Let them dry from June to August, so the tuber can rest. Ideal light is a sunny east or west window. Cyclamen prefer a cool room (60 to 70°F). Feed them from September to May, then stop for the summer months.

In the Dallas area, they are also good as an outside blooming plant in the winter. They grow in light shade or will tolerate some sun but not a hot sunny spot. Outside they will need some protection from a hard freeze. You may protect them by covering them with frost cloth or moving the pot to a cool frost free spot. They add bright, exotic color to the winter growing season.

AMARYLLIS

This plant never fails to break the gloom of winter and provide enormous pleasure with its gorgeous blooms. If you want an amaryllis to bloom for Christmas, it must be started in the fall. Plant your amaryllis in a container not much larger than the bulb itself with a third of it above the soil. Place in a warm, sunny spot, watering when soil is dry. As the bulb grows more actively, increase the frequency of watering. Your plant will flower in brilliant color! After flowering, you can save the bulb for next year. The leaves will grow after the flowers fade. Move the leafy plant outside in the shade and fertilize with a balanced water soluble fertilizer through the summer. In the fall bring it inside, cut off foliage and store in a cool frost free area. Keep it dry with only an occasional watering. Move it into the light when new growth begins.

INDOOR BULB PLANTING

Of all flower bulbs, the paperwhite narcissus, hyacinths, and amaryllis are probably the easiest to bring into flower in the indoor garden. Paperwhites are the delicate white flowering, famously fragrant narcissus that reliably bloom indoors about 4 to 6 weeks after planting. Paperwhites are grown in a dish with stones (or in a pot with soil). Fill the dish halfway with stones and place bulbs on top. Place bulbs close together, but not touching. Add water up to the base of the bulbs. Pack more stones around the bulbs until just the tips of the bulbs are visible. Place in a bright, cool area (60-65°F) and water regularly.

Gift Ideas for Gardeners...

Treat your favorite gardeners to special treasures from our collection of decorative garden accessories. From bird feeders and baths to decorative garden art, this exciting selection of unique gifts is just perfect for holiday gift-giving! Browse through our medley of garden-inspired gifts...or choose a gift certificate...perfect any time!

- ~ North Haven Gardens Gift Card
- ~ Bird Feeders & Accessories
- ~ Bird Baths
- ~ Garden Wear such as gloves & hats
- ~ Garden Art & Statuary
- ~ Garden Furniture
- ~ Pottery & Planters
- ~ Quality Garden Tools



Haven Gardens



HOW TO CARE for your *Living* CHRISTMAS TREE

1. Only leave a live Christmas Tree inside the house for a maximum of 5 - 7 days.
2. If possible, place the tree in a garage or sheltered area to help acclimate it to a warmer location before bringing it inside. Keep the root ball moist.
3. Spray the tree with Wilt-Pruf or Cloud Cover before bringing inside to help keep the tree from drying out.
4. Water before bringing inside and mulch to retain moisture.
5. Place the tree on a saucer but do not let it stand in water.
6. Place the tree away from heating vents, ceiling fans and drafts.
7. Check daily for water.
8. If possible, acclimate the tree once more in a garage or sheltered area for a few days before planting outside. Keep the root ball moist.
9. Plant the tree as you normally would, mulch and water well.

Since we are interfering with the natural growth cycle of these trees, their survival through the season cannot be guaranteed. However, if you purchased living trees from us and follow the guidelines you should have an 80-85% success rate. It is fun to look out into your yard at trees from Christmas's past!

SOCIETY

MEETINGS at NORTH HAVEN GARDENS

BEGONIA SOCIETY

214-363-5316

Meets the third Thursday 7:00 PM

BONSAI SOCIETY

972-392-1430

Meets the first Thursday at 6:30 PM

BROMELIAD SOCIETY

214-691-6691

Meets every other month the fourth Saturday 3:00 PM

DALLAS ROSE SOCIETY

972-234-5184

Meets the fourth Friday at 7:00 PM

DAYLILY GROWERS OF DALLAS

972-241-1726

Meets the third Saturday 10:00 AM

FIRST MEN'S GARDEN CLUB OF DALLAS

972-530-3691

Meets the third Tuesday at 7:00 PM

SOUTHWESTERN FERN SOCIETY

214-544-7288

Meets the second Sunday, 3-5:00 PM

NORTH HAVEN GARDENS • CUSTOMER SURVEY • NOVEMBER 2004

WE'D LIKE TO KNOW!

Please take a few moments to fill out the Customer Survey below or on line at www.nhg.com.

How often do you visit a nursery?

- Weekly
- Monthly
- Seasonally

How much time do you spend on a nursery visit?

- 20 minutes or less
- 20 to 45 minutes
- more than 45 minutes

How much do you normally spend for plants each year?

- \$100 or less
- \$100 - \$500
- more than \$1000

Are your visits usually the result of:

- An advertisement
- Recommendation of a friend
- Previous satisfaction with NHG
- Dissatisfaction somewhere else

Where do you get gardening information?

- Internet
- Newspaper
- Magazines
- Books
- Radio
- Television (HGTV)

What is your Zip Code? _____

How long have you been shopping at North Haven Gardens? _____

Where did you first hear of North Haven Gardens? _____

Is North Haven Gardens your favorite Nursery?

- Yes No

If not what is? _____

Have you told your friends about North Haven Gardens?

- Yes No

Do we usually have what you came for?

- Yes No

Have our salespeople been well informed?

- Yes No

How often do you visit North Haven Gardens?

- 10 + times/year
- 5-10 times / year
- 1-4 times / year
- 1st time

How far do you drive to visit North Haven Gardens?

- 1-5 miles
- 5-10 miles
- over 10 miles

Where do you prefer to find information about goings on at North Haven Gardens?

- Neil Sperry KRLD 1080 AM
(Sat. 7-10 am, Sun 8-11 am)
- Howard Garrett WBAP 820 AM
(Sat. 11-12, Sun. 8-12 am)
- Dave Hampton KVIL 570 AM
(Sun. 1-3 pm)
- Friday Dallas Morning News
(House & Garden in Texas Living)
- Our Newsletter
- Our website - www.nhg.com

What do you enjoy most about North Haven Gardens?

What would you like to see different at North Haven Gardens?



7700 Northaven Road
 Dallas, TX 75230
 214-363-5316



POST MASTER!
 Please deliver by 11/1/04.

PRSRT STD
 U.S. Postage
PAID
 Warminster, PA
 Permit # 20



Time-Saving Tips for the Holidays

TABLETOP TOPIARIES are great for holiday decorating. They also make a green & growing addition to your home when you need it most in the late winter months.

CAST STONE CHERUBS and **GARDEN SCULPTURE** make wonderful holiday decorations set off by greens and berries.

PRESENT GIFTS IN REUSABLE GIFT BAGS, STOCKINGS, BASKETS, TINS and **GARDEN TOTES** for an easy 'wrap' job that's recyclable.

Start **AMARYLLIS** and **PAPERWHITE** bulbs now. Use potting soil rather than gravel for longer lasting blooms.


FLOAT A CANDLE or a **SPRIG OF GREENS** in a crystal bowl for an elegant centerpiece.



Wildlife UPDATE


B · I · R · D · S

The insects and fruits which are the mainstay of a bird's summer diet are almost gone now...so our feathered friends turn to nuts and seeds during the winter. A well-stocked bird feeder can attract an amazing array of birds to your backyard! Plantings of dense shrubs, small trees and grasses near the feeder offer cover and forage as well. Birds also require water year-round. We offer quality seed mixes, including safflower and thistle seed, bird houses, feeders, bird bath heaters, suet cakes and squirrel baffles...all of which make great Christmas Gifts!



BUSINESS REPLY MAIL
 FIRST-CLASS MAIL PERMIT NO. 2007 DALLAS TX
 POSTAGE WILL BE PAID BY ADDRESSEE

JON PINKUS, PRESIDENT
 NORTH HAVEN GARDENS
 7700 NORTHAVEN RD
 DALLAS TX 75230-9805



NO POSTAGE
 NECESSARY
 IF MAILED
 IN THE
 UNITED STATES