

# Every Blooming Thing



Celebrating  
**52**  
Years of Service

May-June 2003

North Haven Gardens Newsletter



## May

**Plant:** Caladium bulbs and summer bedding plants such as periwinkles, lantana, marigolds, and purslane; St. Augustine and Bermuda from plugs or sod; perennials, herbs, warm-season vegetables.

**Add** compost and slow-release fertilizer to new planting beds.

**Fertilize:** Tomatoes, annual flowers and potted plants, and azaleas after blooming. Use root stimulator on all new plantings.

**Prune:** Spring-flowering shrubs and vines *after* they flower. Prune *climbing* roses *after* they bloom.

**Pest control:** Use BT for caterpillars, blast aphids with water, release ladybugs; use horticultural oil for thrips, scale, spider mites, and mealybugs.

**Disease control:** Spray Neem oil or potassium bicarbonate or horticultural oil for control of black spot, powdery mildew, and other fungal diseases.

## June

**Plant:** Warm-season annuals such as Periwinkle, copper Plant and vegetables, fall-flowering perennials; re-pot houseplants.

**Fertilize:** Summer-flowering plants; potted plants.

**Pests:** Spray horticultural oil or orange oil for spider mites, lace bugs, thrips, and scale.

**Mulch, mulch, mulch** to keep in moisture and protect against harsh, hot temperatures this summer.

Visit our website for  
more tips and information:  
[www.nhg.com](http://www.nhg.com)

## Native Herbs of Texas

by Betty Hargrave

The beautiful **Echinacea** (*Echinacea purpurea*), a true Texas native, for example, is a purple cone flower that we enjoy every summer and fall in our perennial garden. This herb is enjoyed both for its beauty and herbalists use the root in powder form as an herbal antibiotic to fight infections and is beneficial for the lymph and immune systems.



**Mexican Oregano** (*Poliomintha longiflora*) is really a member of the verbena family and is an evergreen perennial native to South Texas and later spread into other parts of the state. It is a bit winter tender in our area, but you will find it a beautiful addition to your garden with its lovely pink trumpet-shaped blooms and fine light green leaves. The leaves are good for teas and flavoring of meats and flowers add a special touch to a cup of herb tea.

**Mexican Mint Marigold** (*Tagetes lucida*) or sweet marigold is an evergreen along the Texas coast area. In the Dallas area, it acts like a perennial returning from roots and re-seeds. Legend has it — when it blooms cold weather follows in a few weeks. Use fresh leaves to season any meat, poultry, fish, eggs but use sparingly as the flavor is quite strong. It is often used as a summer replacement for French tarragon. The leaves are sometimes used to make an essential oil for skin cancer patients. This is a beautiful fall-blooming, wispy plant that enjoys morning sun and afternoon shade.

If you are going to cook with your herbs, you should always grow them organically.

## Mother's Day & Father's Day Floral Arrangements!

By Kelli McGaughey, Floral Manager



These special days are right around the corner. If you are not able to be with your loved one, send a colorful arrangement to brighten their day.

Today's consumers are desperately seeking individuality by choosing gifts that reflect the personality of the recipient. One of the most wonderful gifts to give and receive is a floral arrangement that is customized!

Consider the preferences of the person who is receiving the gift. For instance: What colors does he or she like? Do they have any favorite flowers? What are their hobbies? What kind of message do you want to convey?

**Natural:** Casual, earthy and love the outdoors – green plants, meadow flowers with woody accents.

**Romantic:** Generous, spontaneous and extravagant – soft floral colors, light fragrances accented with lace or ribbon.

**Expressive:** Personal enhancement and unconventional – exotic flowers, unusual combinations of shapes, colors and texture.

**Traditional:** Trustworthy, family oriented and classic – lush arrangements with a great variety of colors.

**Contemporary:** Trendsetters and enjoy living in the moment – vogue styles, monochromatic bouquets with large and vibrant colors.

Consult with our florists (214-691-6751) who can help you create just the right gift as well as explain the assortment of possibilities available.

## CALENDAR OF EVENTS

### STORE HOURS

Monday through Saturday — 9:00 a.m. to 6:00 p.m.  
Sundays — 10:00 a.m. to 5:30 p.m.

**FREE DEMOS/WORKSHOPS**  
Every Saturday at 11 a.m.

**Saturday, May 3— 10 a.m. - 12 p.m.**  
**Personal Touch Workshop - \$30-\$40**

with Kelli McGaughy, Floral Manager  
Children prepare painted pots to be filled with floral arrangements for Mother's Day. [see article at right]

**Come Join us for a Perennial Weekend!**

**Saturday and Sunday, May 3 and 4**

**Add a 'Festival of Color' to your Garden!**  
Select from our many perennials — and specials!

**Plant a 'Salsa Garden'**

Pick up our Salsa Recipe and Plant List

**Saturday, May 17 — 1:30 p.m.**  
**"Composting and Garden Preparation"**

Mike Norton, Master Composter  
presented by the First Men's Garden Club of Dallas

**Sunday, June 1 — 1:30 p.m.**  
**"Top 10 Tips to Attract Hummingbirds"**  
with Carolyn Oldham

**Xeriscape Weekend - June 7 and 8**

Pick up a DWU June 7th Xeriscape Tour  
Garden Map at North Haven Gardens.  
View our Xeriscape Display and see what  
plants work well to conserve water in the  
garden/landscape. Pick up our NHG coupon  
good for Xeriscape plant savings!

**Flag Day Festivities! June 14th**

Add Red, White, and Blue color  
to your summer gardens. Special Savings!  
'Symbolic Herb Planters' Available —  
including 'Thyme for Courage' and  
'Rosemary for Remembrance'

**Saturday, June 21 — 1:30 p.m.**  
**"Hanging Baskets for Home & Fall Gardens"**  
presented by the First Men's Garden Club of Dallas

**Saturday, June 28 — 10:00 a.m.**  
**"Herbal Summer Salad"** Becky Watts, Herbalist

**'WEDNESDAY at NOON' Luncheon & Lecture**

**Wednesday, May 21 at noon**  
**"Best Blooms for Summer"**

**Wednesday, June 18 at noon**  
**"Creative Hanging Baskets & Containers"**  
Reservations are Required; Limited Seating.  
Luncheon Charge \$10 plus tax [menu selection]  
Reservation Form online and in the store.

Visit our website — [www.nhg.com](http://www.nhg.com)

## Mother's Day Personal Touch Workshop

For ages 5 and up, Saturday May 3, - 10:00 a.m. to noon  
Limited space available, please call to secure your space 214-691-6751.

Bring a youngster in to hand paint and decorate a clay pot that will be filled with a beautiful floral arrangement for Mother's Day with a very personal touch. There are two different sizes available: small \$30.00 and medium \$40.00. The price includes the pot, paint and floral arrangement with personal instructions by our Floral Manager.

If you prefer, our Florist can wait and fill their pot with the Floral arrangement to be delivered on Saturday May 10<sup>th</sup> for an additional delivery charge of \$6.00 delivered within a 10 mile radius of our Garden Center.

## The Grass is Always Greener...

By David Reznik, Horticulturist

Make that your side of the fence. How? Simple... as lawns start greening, it's time to fertilize. A fertilizer high in nitrogen, with at least 50% slow release nitrogen is the best choice. The best fertilizers coat urea with sulfur, which breaks down as you water, slowly releasing nitrogen as your lawn needs it. Use North Haven Garden's 6-3-0 with 2% iron and get a healthy green lawn this season.

It's too late to use pre-emergent weed controls, and most weeds you may have now will most likely be choked out as your St. Augustine or Bermuda starts growing. But you can kill those weeds, using a broadleaf selective herbicide to control clover, dichondra, and henbit. ORTHO's Weed B'Gon is a good choice. Use MSMA to control grassy weeds; but this may brown your turf for a while until your lawn bounces back.

## Which Rose? By Bob McLaughlin

One of the most confusing things about roses is the question: "Which Rose?" Let's look at the differences.



**Floribunda** - originally a cross between the old garden polyantha and the modern hybrid tea, they are 3' - 4' tall, dense branching and many clusters of small flowers.

**Hybrid Tea** - The long, strong stems with large blooms make it a favorite for cut flowers. The bush will be 3-1/2' to 4-1/2' tall and as wide; can get larger if everything is right.

**Grandiflora** - The largest size group of the moderns can reach 4-1/2' or larger. The blooms are in clusters like floribundas but are larger.

**Miniature** - These usually are up to 2' in height. The mini-size refers to bloom size as opposed to shrub height. They are extremely tough little roses, and while the blooms themselves are small, they more than make up for it as prolific bloomers. They are wonderful for containers.

**Old Garden Rose** - This is a large group of roses, which, although much debated, usually date from 1900 or earlier. These roses are noted for their resistance to disease and insect problems. They can have incredibly fragrant blooms and from five petals to over 100. Colors range over the entire rose spectrum.

**Climbers** - Can come from any of the above groups. Even miniatures have climbers which usually range to the 4' - 5' size. For the other groups, sizes extend from 8' to 18/20'. On a few occasions, even larger.

**Shrub Rose** - These are very strong roses ranging in height from 3' - 6' and taller. They are very adaptable for use in a landscape plan offering fragrance and easy care.

**David Austin Roses** - David Austin is an English hybridizer who has attempted to combine the most desirable traits of the modern roses and the antique roses. He hybridizes for color and fragrance and offers a wide array from which to choose. Although there are exceptions, most bushes are in the hybrid tea size range.

## Lacey Oak – A Patio-Sized Shade Tree


by Chuck Goecke

If you want to shade that hot, sun-baked patio, but do not have an estate-sized lot to support a regular shade tree, the Lacey Oak may be just what you are looking for. Lacey is a dwarf amongst giants, only growing to about 20 to 30 feet with advanced age. It is also extraordinarily drought tolerant, and very ornamental. The small deciduous leaves are blue-green, and new growth is a pretty peach color. It rarely produces acorns. The Texas A & M Extension Service has declared the Lacey Oak is a *Texas Superstar Plant*, meaning that it will perform superiorly over the whole state. Lacey is not highly susceptible to Oak Wilt, unlike Red and Live Oaks. North Haven Gardens has very nice Lacey Oaks in 5- and 15-gallon sizes.

## Containers for Summer Color


by Tamara Pickard

Typically terracotta, perfectly plastic, gleefully glazed, high-swinging hanging baskets — summer is the perfect time to show off those dazzling colors in a variety of containers.



Options abound when it comes to styles, colors, and sizes to best accent your favorite plants. In terracotta, not only are there many decorative styles, but sizes from 4” to 34” as well. Terracotta window boxes turn trailing plants into treasures. Drainage is good, and the porous material allows plants to breathe. Plastic holds in more moisture than terracotta, it is lightweight, and does not crack in heat or cold. Glazed containers, both beautiful and versatile, look great indoors or out.

North Haven Gardens has a lovely new selection of glazed containers in earth tones, blues, reds, and beiges. Most hanging baskets are made from plastic-coated wire and need to be lined with moss, coco liners, or New Zealand pre-formed liners. Whatever your fancy — whether terracotta or hanging baskets — containers make summer colors shine.



## Pincushion Flowers

by Don Miller, Horticulturist

One of the first perennials to bloom in the spring is *Scabiosa columbaria*. In fact, it will bloom some in a mild winter.

There are two varieties that we offer. ‘*Butterfly Blue*’ has beautiful lavender-blue flower heads and gray-green leaves and ‘*Pink Mist*’ with its soft pink flower heads. Both of these plants get about 12 to 15 inches tall and make small clumps. They can bloom most of the summer, slowing down when it gets very hot in the summer.

They like a loose bed with organic matter mixed in and good drainage. They also need at least a half day of sun.

The Pincushion flowers contrast beautifully with the low-growing white daisy flowers of the “Blackfoot Daisy” (*Melampodium leucanthemum*) and the medium height, yellow yarrow (*Achillea*) ‘Moonshine.’



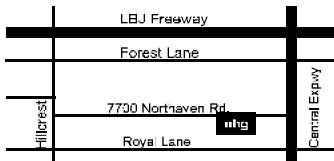
## Water-Wise Plantings for Your Garden

Water regulations take effect in June for most communities — i.e., no watering in Dallas between the hours of 10 a.m. and 6 p.m. Conserve this precious resource by watering properly and planting water-wise landscapes and gardens. [For proper watering techniques see <http://aggie-horticulture.tamu.edu/extension/homelandscapewater/water/>]



Stop by and pick up our **2003 Perennial List** that indicates the “water-wise” plants we carry. Using these plants in groupings your garden will eliminate heavy water usage and, hopefully, cut down on your water bills this summer.

**North Haven Gardens**  
**7700 Northaven Road**  
**Dallas, TX 75230**  
**(214) 363-5316**  
 Address Correction  
 Requested



Visit: [www.nhg.com](http://www.nhg.com)

Lectures, Plant Lists & 'Saturday Demos'  
 'Wednesday at Noon' Lunch & Lecture  
 Summer Savings • Herbs  
 And So Much More!



Gift Ideas, Books, Containers  
 Garden Tools, Organics, Seeds  
 Gift Certificates

## SOCIETY MEETINGS AT NORTH HAVEN GARDENS

Call the club to confirm the meeting —  
 in event of a schedule change.

**Begonia Society** 214-363-6715 x340  
 Meets the third Thursday at 7:00 p.m.

**Bonsai Society** 972-392-1430  
 Meets the first Thursday at 6:30 p.m.

**Bromeliad Society** 214-691-6691  
 Meets Saturday, June 28, 3 to 5 p.m.

**Dallas Organic Garden Club**  
 214-732-5504  
 Meets Thursday, April 24 at 6:45 p.m.

**Dallas Rose Society** 972-234-5184  
 Meets the fourth Friday at 6:30 p.m.

**Daylily Growers of Dallas**  
 972-241-1726  
 Meets the third Saturday at 10:00 a.m.  
 (No meetings June, July, August.)

**First Men's Garden Club of Dallas**  
 972-530-3691  
 Meets the third Tuesday at 7:00 p.m.

**Iris Society** 972-231-9594  
 Meets Third Sunday, 3 to 5 p.m.  
 No meetings in May or June

**Southwestern Fern Society**  
 972-241-6480  
 Meets the second Sunday, 3 to 5 p.m.

## Enhancing Shady Garden Areas by Judy Fender, Master Gardener

Shade tends to creep into the garden as trees mature over the years, changing the light requirements of many plantings. Consider adding pots containing hostas with their many vibrant greens and white accents to brighten a dark corner. Some ferns are evergreen in the garden — such as Tassel Ferns (*photo right*) and Holly Ferns. They add great texture to the garden. The Southern Wood Fern will fill in an area over a period of time and is semi-evergreen in the Metroplex. Ferns such as the Japanese Painted Fern and the Korean Rock Fern add exciting color with their purple tones and variegated greens and lighter tones. These two ferns die back in winter and return in the spring.



Maybe a hydrangea or camellia might brighten a gloomy area. Remember that camellias will bloom during the winter months into the spring — check the variety for bloom time and size. Azaleas require slightly more acidic soil preparation. Or consider the incredible 'American Beautyberry' (*Callicarpa americana*) with its display of magenta-colored berries in winter. Add Dead Nettle (*lamium maculatum*), Leadwort, ajuga, oxalis, and violets for interest. With a little care, you can add lots of color and excitement to your growing shade garden.

## Hummer Haven Gardens by Carolyn Oldham



What bird flies backwards, sideways and upside down, consumes half its weight in sugar daily and takes 250 breaths per minute? The Hummingbird, of course! The key to attracting the hyperactive hummingbird is lots of flowers.

Certain plants are a must. They include all Salvias (there are 22 native to Texas!), Firebush, Cypress Vine, Flame Acanthus, Penta, and Turk's Cap. Other hot plants include Red Yucca, Coral Honeysuckle, Cigar Plant ("David Verity") and Hibiscus. Create a multi-tiered effect offering hummers a choice of where to feed and perch. Plant more than one flowerbed so that one bird can't dominate the entire garden. Avoid pesticides since 10% of their diet is insects.



Hang your hummingbird feeder in a shady spot and change the sugar water every 2-3 days. The best recipe is 1 part sugar/4 parts water. Put your feeder out in April when hummers first arrive in our area. Don't be discouraged, as regular visits usually don't start till July. (Clean your feeders every 2-3 days.)

Create your own "Hummer Haven" and be amazed by the little bird Audubon called "a glittering fragment of the rainbow."



Check our ad each Friday  
 in the Dallas Morning News'  
 Living / House & Garden  
 section for lectures,  
 events, and sales.



Visit us on the Web at [www.nhg.com](http://www.nhg.com)