

NORTH HAVEN Gardens

Every Blooming Thing

www.nhg.com

JULY • AUGUST • 2007

EXOTICA IN A POT

Perfect Plants for a Mini-Water Garden

By Judy Fender, Master Gardener

Add a splash of 'exotica' to your patio or entry with a mini-water garden in a colorful container. Indulge yourself with a large colorful container and fill it with water plants and marginals (plants that like 'wet feet'). The **Umbrella Palm** (tall and dwarf varieties) adds delicate height with a modern feel. **Taro** intrigues with its large, arrow-shaped leaves. **Cannas** love the water! They come in a variety of colors with striped, green, or black-green leaves. **Pickerel Rush** stands upright with spikes of blue blooms. **Horsetail Reed** is a bamboo-like plant that adds vertical interest and lots of texture. **Water Lilies**, a favorite of the water garden, come in a variety of colors and look amazing in sunny areas. There are also a variety of floating water plants. **Parrot's Tail** is a lush, airy-looking plant that can spill over the edge of a container, softening the appearance. **American Frogbit** floats on the water's surface with showy white blooms. Maintenance for a water container is simple. Use a dash of **Mosquito Bits** to keep larvae from developing; and once a season, add **water plant fertilizer tabs** to the pots. Check www.NHG.com for our **Water Plant List**. For easy water garden assembly, go to www.NHG.com/GCMembers.htm



Canna

SUMMER WATERING TIPS

- **Add 2-3 inches of mulch to plantings.** Mulch retains water in the soil, keeps soil cooler in summer, and gives your garden a finished look.
- **Water every corner of your garden!** Check to make sure that you have the proper length hose(s) to reach every area of your garden. Add a water wand to the hose to get the water where it's most needed - the base of the plants.
- **The best time to water** is during the early morning hours. A 6am start is ideal.
- **Water well!** 1"-1.5" of rain per week minimum. Keep track of precipitation with a rain gauge. Give extra care to new plantings by supplementing with your water wand.
- **Use soaker hoses** to provide slow 'drip' watering. They can be run any time of day.
- **Don't forget containers & hanging baskets!** They tend to dry out faster. Simple drip-irrigation can help.
- **Tree Gator Bags**, a drip irrigation bag that's perfect for newly planted trees.
- **Keep plants healthy while you are away!** NORTH HAVEN GARDENS carries a full line of irrigation supplies to keep your containers and garden looking great while you're away. We have fixtures and timers that affix easily to your existing irrigation system or outdoor faucet. There's nothing worse than worrying about your garden while you're away - except coming home to crisp plants!

CALENDAR OF EVENTS

ALL PROGRAMS ARE COMPLIMENTARY
UNLESS OTHERWISE NOTED

YOGA at NORTH HAVEN GARDENS!

Every Tuesday and Thursday at 9am in July and August. \$12 per class, \$10 each in a block of 10 classes. Call to reserve space. Drop-ins also welcome. Relax in our new yoga classes this summer with Catrine and Tida! 45 minutes Hatha yoga, a mix of standing postures and floor exercises to music and fragrance. 15 minutes of relaxation. Then, do your garden shopping! Please check with your Doctor before beginning any exercise treatment.

~ JULY 2007 ~

SUN, JULY 8 · 1:30PM

PHOTOGRAPHY IN THE GARDEN

Award-winning photographer, Bob Frank, shows us the latest tips and tricks for taking amazing close-ups in the garden.

SAT, JULY 14 · 1:30PM

CREATING MINI-WATER GARDENS

by North Texas Aquascapes. Sponsored by the First Men's Garden Club.

SUN, JULY 15 · 1:30PM

BRING THE GARDEN INDOORS: BEAUTY & COLOR

by NHG Staff.

SAT, JULY 28 · 1:30PM

THE BEST OF TEXAS: NATIVE PLANTS AND RESPONSIBLE RESOURCE MANAGEMENT

by Dave & Christy Ilfrey of Native Dave - Nature-focused & Sustainable Design and Consultation Services. Christy & Dave address water issues, habitat destruction, and offer solutions for developing beautiful landscapes without wasting resources.

~ AUGUST 2007 ~

SAT, AUG 4 · 1PM

DESIGNING WITH ORNAMENTAL GRASSES

by Leslie Finical Halleck, NHG General Manager.

SAT, AUG 11 · 1:30PM

NATIVE PERENNIALS

by Chuck Goeke, NHG Staff. Sponsored by the First Men's Garden Club of Dallas.

SAT, AUGUST 18 · 9PM to NOON

IRIS SALE

Shop an amazing selection of unique Iris rhizomes. All proceeds benefit the Iris Society of Dallas.



North Haven Gardens

MULCH REMINDER

By Chuck Goeke, TMCNP

Mulch is Nature's blanket on the surface of the soil. Our planting beds should always be kept covered with mulch. Mulch consists of partial decayed, broken pieces of material that are best if they are organic, and locally produced. Shredded hardwood, cedar, or cypress, are all excellent mulches that tend to stay put and don't wash away easily. Pine needles, or pine straw, is also great for staying put, plus it is very acidic. Shredded pine bark is acidic, but is somewhat more likely to wash away. Hardwood mulch is naturally the darkest, the color of coffee, with cedar about the color of cocoa, and cypress more like the color of tea that bleaches to a silver. Mulch will moderate the soil temperature, prevent or reduce weed growth, and as they break down, provide a mild feeding of organic humus to the soil. Re-mulch seasonally or more often as needed. Just apply the new mulch directly over the old mulch. *NORTH HAVEN GARDENS carries a variety of fine mulches both in bagged or bulk.*



Butterfly Bush

Heat Loving Color! By Kato Dixon

July and August can give your plants a real stress-test! Your garden can still look lush and colorful with some of these amazing blooms. **Zinnia linereas** and **Zinnia 'Profusion'** pack in tons of color and stay below knee-high, with shades of orange and gold that create a great background for fall, too. **Blue Ageratum** always surprises me! It looks so delicate and fluffy, but can take our Texas sun and keep blooming strong. I never go a summer without **Gomphrena 'Strawberry Fields'**. It has unique, orange-red blooms and stands tall in your beds. Place it behind lower growing annuals and perennials. By fall, it is the showiest addition and chock full of blooms. **Pentas** hold their color in sun or shade. Their blooms attract butterflies like crazy and come in a variety of colors and sizes. My favorite shade color is **Persian Shield**. Plant this beauty now and watch its showy foliage grow into the most beautiful disco-purple color that reaches nearly 3 feet tall and wide. Customers always comment on its regal quality! Of course, tropicals always offer big bang for your buck. **Bougainvillea**, **Mandevilla**, **Allamanda** and **Hibiscus** bloom more & more with the heat! Feed all your summer color monthly, as most bloom on new growth.

FAVORITE SUMMER PERENNIALS TO BLOOM THROUGH FALL

PLANT NAME	HEIGHT	BLOOM TIME	COLOR	EXTRA FACTS
Flame Acanthus <i>Anisacanthus quadrifidus</i>	3'	Through Summer	Orange red	Attracts hummingbirds
Autumn Sage <i>Salvia greggii</i>	2'-3'	Spring to Fall	Red, white, coral or pink flowers	Attracts hummingbirds and butterflies
Sedum Varieties	3"-2'	Spring/Summer	Yellow, pink or white	Wonderful groundcover, many varieties
Blackeyed Susan <i>Rudbeckia fulgida</i> 'Goldsturm'	2'-3'	Summer/Fall	Yellow	Plant with ornamental grasses
<i>Ruellia brittoniana</i> 'Katie's Dwarf'	12"	Summer/Fall	Blue	Great for borders
Mexican Bush Sage <i>Salvia leucantha</i>	3'-4'	Late Summer & Fall	Purple	Attracts butterflies
Veronica 'Sunny Border Blue'	15"-24"	Spring/Summer	Blue	Beautiful flowers
<i>Muscantlis sinensis</i> 'Adagio' Dwarf Maiden Hair Grass	3'	Summer/Fall	White	Great for dry, sunny spots




Pentas

Zinnia

Persian Shield



Blackeyed Susan



Bougainvillea

DALLAS MANDATORY WATERING GUIDELINES

April 1 to Oct. 1, watering of lawns or landscapes with an irrigation system or sprinkler is prohibited between 10am and 6pm. Watering with a hand-held hose or a soaker hose is permitted at any time. Don't allow your sprinkler system to water driveways, sidewalks and streets. Do not water or irrigate lawns or landscapes during any form of precipitation. Rain/freeze sensors are now required on all irrigation systems installed on or after Jan. 1, 2002. As of January 1, 2005 all irrigation systems must be equipped with rain sensing devices and freeze gauges. Violations of these outdoor watering guidelines can now result in fines of \$250 to \$2,000 per incident. For water conservation information, call 214/670-3155.



Favorite Summer Herbs & Veggies

By Kay Nelson, TNCP

Your herb and vegetable garden brings great rewards even through summer! Plant plenty of basil for pesto and herb butters. Sweet Basil is still an all time favorite! Try the subtle flavor of 'Genovese.' The Spicy Globe Basil makes a lovely border. Now is also a great time to plant Lavender. Some favorites are 'Provence', 'Goodwin Creek', and the dwarf English variety 'Munstead'. Use expanded shale in your herb garden to improve drainage and air circulation. Plus, it makes a wonderful top dressing for Lavender. July is the time to plant your next round of tomatoes for fall harvest.

Healthy soil gives your veggie and herb garden the best chance for success. In addition to expanded shale, add lava sand for improved mineral content, **NHG Organic Herb & Veggie food** for a bountiful harvest and top with mulch to keep moisture in, soil temperature balanced and to give your garden a finished look.



FALL PREVIEW

Spring Blooming Bulbs

By Leslie Finical Halleck, M.S.

We are crazy about bulbs here at NORTH HAVEN GARDENS! We carry an extensive selection of your spring-flowering favorites each fall. Here is a quick preview of some of the special varieties we will have available this year, beginning in September. Yes, cross your fingers, we will have a limited offering of Texas grown **Byzantine Gladiolus** as well as Oxblood Lilies. These garden gems will go fast. We'll have plenty of heirloom daffodils, such as "Texas Star" and "Grand Primo". Be sure to check out our selection of re-blooming bearded iris in striking colors, such as 'Glazed Orange' and 'Mystique'.

Of course, we'll have a huge variety of tulips available. A few of my favorites include "Temple of Beauty", "Maureen" and "Ollioules". Some of our new tulip varieties will include 'Apricot Impression' and 'China Town'. Our first shipment of Spring Flowering Bulbs will arrive mid-September, then again in mid-October and mid-November. *Popular varieties sell out quickly; so don't wait until December to visit!*



Oxblood Lily



Byzantine Gladiolus

Now is the Time...



JULY

Relax with Yoga: Join Tida & Catrine at NHG's Yoga classes through July & August. www.nhg.com for details.

Plant: Tomatoes early in July for fall production and plant pumpkins and gourds for fall harvest. Plant peppers about mid-July for fall production.

Fertilize: Feed container plants and roses regularly and watch for insect and disease problems. We carry a full line of rose care products, including organics.

Water: Learn your city's water regulations. Water deeply when you water your lawn. See page 3 for more tips. Water container plants as needed; use 'Soil Moist' to retain water in the soil of container plants.

Pest control: Use BT for caterpillars, blast aphids with water, and release ladybugs.

Disease control: Spray Neem oil or potassium bicarbonate or horticultural oil for control of black spot, powdery mildew and other fungal diseases.

AUGUST

Plant: Fall-flowering bulbs, fall annuals (marigolds, zinnias, celosias) and perennials (Mexican bush sage, fall asters). Plant wildflower seeds late in the month to allow for germination and growth prior to winter. Plant beans and squash early in the month; cucumbers, broccoli, cabbage, and cauliflower about mid-month. Plant leafy crops late in August.

Pests: Spray horticultural oil or orange oil for spider mites, lace bugs, thrips, and scale.

Mulch, mulch, mulch to keep in moisture and protect against harsh, hot temperatures this summer.

Visit our website for more tips and information www.nhg.com

NORTH HAVEN Gardens

7700 Northaven Road, Dallas, TX 75230

214-363-5316 • www.nhg.com

NOT SURE WHAT TO GET THE GARDENER IN YOUR LIFE?

North Haven Gardens Gift Cards make
the perfect gift! Order online or in-store.



Today's Three Favorite House Plants

By Don Miller

Bring the garden indoors with these three beautiful favorites!

Black Aralia (*Polyscias balfouriana* 'Blackie') – This easy-to-grow plant has dark green leaves with a unique, crinkled surface. It has an upright growth habit but when it gets older the branches will twist and turn. It prefers bright light but will grow in slightly low light or the florescent light of an office.


Lipstick Plant or Lipstick Vine (*Aeschynanthus lobbianus*) – This vine will make a great hanging basket or specimen on an iron plant stand. The leaves are dark green and with flowers that appear in spring and summer. They are bright red and tubular. They get their name because they resemble a tube of Lipstick. This plant likes a bright window and to become dry between waterings.

The Mandarin Plant (*Chlorophytum orchidanthroides*) – The dark green shiny foliage makes a beautiful rosette. Rich orange colors form from the base of the leaf and up through the mid-rib of the leaf. This gives the stem and central part of the plant a glowing orange color. The Mandarin plant likes a bright window and to be slightly dry between waterings.

All three of these plants thrive with an application of Hasta Gro or Miracle Gro fertilizer every 3 to 4 weeks. When repotting is needed Schultz is an excellent potting mix to use. *Be sure to visit NORTH HAVEN GARDENS Greenhouse for more amazing indoor selections. And, don't forget a colorful container or an elegant iron basket for an impressive display.*



Black Aralia



Lipstick Plant

CONGRATULATIONS to our very own **CHRISTINE HENSLEY**, Retail Manager, and **KAY NELSON**, Salesperson Extraordinaire, for completing, with high marks, their **Texas Certified Nursery Professional Certification**. We are very proud of them and invite everyone to stop by, give them a pat on the back and quiz them about their plant knowledge!

SOCIETY

MEETINGS at NORTH HAVEN GARDENS

*Does your club need a meeting space?
NHG has a wonderful lecture room!
Call 214-363-6715 ext: 326 for details.*

BEGONIA SOCIETY
214-363-6715 ext 340
Meets the fourth Sunday at 3 PM

BONSAI SOCIETY
214-357-3048
Meets the first Saturday at 9 AM

BROMELIAD SOCIETY
972-699-4013
Meets the fourth Saturday at 3 PM

DAFFODIL SOCIETY OF DALLAS
Dorothy Sable 214-750-0447
Call for meeting time and place.

DALLAS ROSE SOCIETY
972-394-6077
Meets the 4th Friday at 6PM.


DAYLILY GROWERS OF DALLAS
972-669-0291
Meet the third Saturday at 10 AM

FIRST MEN'S GARDEN CLUB OF DALLAS
972-424-0724
Meets the 3rd Tuesday at 7PM.

IRIS SOCIETY
972-517-7219
Call for meeting time and place.

NORTH TEXAS WATER GARDEN SOCIETY
972-386-7787
Call for meeting time and place.

SOUTHWEST FERN SOCIETY
214-544-7288
Meets the second Sunday at 3 PM



Autumn Sage