


# Every Blooming Thing

MARCH/APRIL ISSUE

**NORTH HAVEN**  
*Gardens*

Your Gardening Partner since 1951  
www.nhg.com  
214-363-5316

## SPRING Flowering Trees



The arrival of spring is evident more in the blossoms of trees than anything else. The joyful coloring of the landscape by spring-flowering trees truly lifts the spirits – the pinks and whites of the dogwoods and crabapples, the glorious blossoms of magnolia and ornamental pears. Together, they proclaim that winter is finally over.

**Some of our favorite early flowering trees include:**

**DOGWOOD** – native to East Texas, Dogwood is one of the most beautiful

flowering trees. Graceful flowers in white, pink and red appear to float on its bare branches. In fall, leaves turn to a reddish purple color with clusters of red berries.

**REDBUD** – also a native to Texas, Redbud is easily identified by the delicate bright purple flowers along its bare branches.

**CRABAPPLE** – a show of spectacular blossoms in early spring in shades of white, pink or rose, depending on the variety. Its dark colored bark gives a nice contrast when in bloom.

**BRADFORD PEAR** – Ornamental tree with beautiful snow-white flowers. In fall, leaves turn to a brilliant coppery-red. This ornamental tree grows well in the Dallas area and is a beautiful accent to any landscape.

**SAUCER MAGNOLIA** – these beautiful ornamental trees make their debut in early spring with big, rich, full, cup-shaped flowers in shades of white, pink and purple.

Imagine your view with a landscape of flowering trees to give you a succession of beautiful spring blooms.

## CALENDAR OF EVENTS

FREE LECTURES IN  
MARCH 2005  
All events are scheduled to begin at 1:30PM unless otherwise noted.

SAT & SUN  
MARCH 5TH & 6TH  
**ROSE WEEKEND!**  
Meet area Rose Society members and pick up educational information about the best roses to grow in this area while shopping our new selections that have just arrived.

SAT MARCH 5TH  
ROSES FOR EVERY GARDEN AND LANDSCAPE,  
by Carolyn Hayward, ARS Certified Consulting Rosarian

SUN MARCH 6TH  
THE LORE AND FRAGRANCE OF ROSES,  
by Mike Becker, ARS Certified Consulting Rosarian

SAT MARCH 12TH  
TONS OF TOMATOES,  
by Tom Wilten, First Men's Garden Club of Dallas

SUN MARCH 13TH  
SOLUTIONS FOR SHADE,  
by Bram Franklin, ValleyCrest

SAT MARCH 19TH  
LAWN CARE BASICS,  
by James Hatcher, Master Gardener

SAT & SUN  
MARCH 19TH & 20TH  
**SPRING FESTIVAL**  
FREE GARDEN CONSULTATIONS with ValleyCrest Landscape Consultants.

First come, first served for 15-minute free garden consultations with their experts! Bring photos, plot plans, drawings or ideas that you want incorporated into your landscaping.

Sat. appointments: 10AM - 3PM  
Sun. appointments: Noon - 3PM

SUN MARCH 20TH  
10AM – 4PM  
GARDENING 101,  
Learn all you need to know to get started, maintain, and enjoy a garden during this one day seminar. Reservation and class fee required; lunch and textbook included. Reservation forms can be found in our store at the Customer Service Desk or online at www.nhg.com

SAT MARCH 26TH  
"FIVE STAR" SUN AND SHADE PERENNIALS,  
by Jane Bartosiewicz, Master Gardener

SUN MARCH 27TH  
NATIVE LANDSCAPES,  
by Lynda Strain, Native Plant Society of Texas

FREE LECTURES IN  
APRIL 2005

SAT APR 2ND  
BUTTERFLIES AND THE PLANTS THAT ATTRACT THEM,  
by Dale Clark, Dallas County Lepidopterists' Society


SAT & SUN APR 16TH & 17TH  
**HERB WEEKEND**  
10AM - 3PM  
Come meet area Herb Society members and talk herbs with them throughout the weekend.

SAT APR 16TH  
DAYLILY SALE!,  
Daylily Growers of Dallas.  
9AM until sold out!

SAT APR 16TH  
VINES,  
by Nancy Wilten, First Men's Garden Club of Dallas

SAT APR 23RD  
BEAUTIFUL BORDERS,  
by Ryan Burkhart, ValleyCrest

SAT APR 30TH  
PHOTOGRAPHY IN THE GARDEN,  
by Don Steele,  
Heard Nature Photography Club



SEE INSIDE FOR DETAILS!

WEDNESDAY  
at NOON  
with JUDY FENDER  
Advance reservations required;  
Lecture/luncheon charge;  
Registration/menu form available online or at our Customer Service Desk. Phone reservations will be accepted with a credit card.

MARCH 16TH · NOON – 2PM  
"CREATIVE CONTAINERS"

APRIL 20TH · NOON – 2PM  
"SHADY GARDENS"

VISIT OUR WEBSITE AT  
WWW.NHG.COM OR CHECK OUR AD  
EACH FRIDAY IN THE  
"HOUSE & GARDEN – TEXAS LIVING"  
SECTION OF THE  
DALLAS MORNING NEWS  
FOR LECTURES, EVENTS, AND SPECIALS.




## How and When to Plant Roses

We all love roses and early spring is the time to prepare for new roses and successfully maintaining existing ones. Roses, ideally, require at least six hours of sun, morning sun is best, and a rich, well-drained soil. If your soil is heavy clay, mix about 1:3 ratio of compost to soil or use expanded shale available at NORTH HAVEN GARDENS to mix with the soil. Be sure to water in well after planting and mulch around the root area to a depth of 2 to 3 inches to conserve moisture and help control weeds.

Once your roses are planted, good cultural practices are essential to keep your plants healthy and trouble-free. Roses need about two inches of water a week. Remember to water deeply when you water; frequent light water applications will result in shallow root systems, which create a greater susceptibility to drought damage. Drip irrigation or soaker hoses water deeply and minimize evaporative loss. If possible, water early in the morning and try not to wet the foliage as this may encourage fungal diseases. To promote healthy, vigorous growth throughout the season, and plenty of blooms, fertilize your roses every month from March until the end of August. If you do notice any problems, be sure to talk with our experts about possible solutions. We'll be glad to help!

**Join us March 5th and 6th for Rose Weekend.** Local Rose Society members will be here to help you with all your rose questions and selections. There will be more than 250 varieties to select from including, EarthKind Roses – 'Knockout', 'Belinda's Dream' (pictured), and 'Seafoam.' You can also print a copy of our 2005 Rose list off our website at [www.nhg.com](http://www.nhg.com). Don't miss this spectacular Rose event!



## Herbs as Companion Plants

Companion planting is very popular with organic gardeners. The idea is to group together species that benefit each other by preventing disease and insect infestation without the use of chemicals. In general, herbs and other aromatic plants like tomatoes, marigolds and onions are helpful in warding off insects and an important part of integrated pest management. Certain colors, such as the orange of nasturium flowers, are thought to repel flying insects. Although these practices have not been scientifically proven, many gardeners use companion plants to combine beauty and purpose to their garden. Try it and see if it works for you! Here are just a few herbs used to repel pests and diseases:

**BASIL** – Enhances the growth of tomatoes and peppers. Repels thrips, flies and mosquitoes.

**CHIVES** – Companion to carrots. Improves the growth and flavor of carrots and tomatoes. Deters Japanese beetles, blackspot on roses, scab on apples, and mildew on cucurbits.

**DILL** – Improves the growth of lettuce, cabbage and onions. Do not plant near carrots.

**GARLIC** – Plant near roses and raspberries. Deters Japanese beetles and aphids.

**LAVENDER** – Repels fleas and moths. Prolific flowering lavender nourishes many nectar feeding and beneficial insects.

**MARIGOLDS** – Plant throughout the garden as they discourage nematodes and other insects.

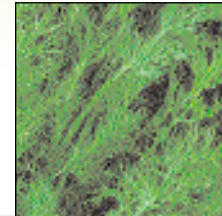
You can find these herbs and many more at NORTH HAVEN GARDENS. Plant your companion garden today!

**MINTS** (esp. Spearmint & Peppermint) – Companion to cabbages and tomatoes. Deters aphids, flea beetle, ants, rodents, and many types of cabbage pests.

**PARSLEY** – Enhances the growth of roses and increases the fragrance of roses when planted around their base. Repels asparagus beetles.

**ROSEMARY** – Companion to cabbage, bean, carrots, and sage. Deters cabbage moth, bean beetles and carrot fly.

**THYME** – Improves the growth of tomatoes, potatoes and eggplant. Repels whiteflies and cabbage worms.



## Celebrate Colorful COLEUS

Move over impatiens, coleus are back! These shade-loving stars grown for their brilliantly colored leaves are hot again. Much improved over the last decade, there are now several varieties that will thrive in full, hot sun. In other words, coleus plants are perfect for any garden situation.

Varying in color from pale yellow to a deep maroon, bronze and coppery with overtones of lavender to lime greens, and mottles with white and gold, coleus leaves also offer added dimensions of varied sizes, shape and texture. Leaves range from tiny to scalloped to arrow-shaped with serrated edges to almost heart-shaped and over 5" long.


Versatile coleus enhance and provide a prominent backdrop for both the flowers of annuals and perennials; and also combine well with shrubs. They look great all the way through the end of summer and much of fall. Use mass plantings of coleus for a dramatic effect or grow them in containers or window boxes.

**Be sure to check out these new varieties!**

**A. COLEUS 'MOLTEN LAVA'** – truly spectacular fiery red leaves with purple edges. Grows to a height of 12 inches. Will tolerate full sun.

**B. COLEUS 'KIWI FERN'** – unique lobed burgundy leaves with multiple colors of cream, green, and yellow layered along the margins.

**C. COLEUS 'COPPER'** – dramatic foliage with dark copper leaves that fade to warm amber. Medium to small puckered and scalloped leaves. Will tolerate sun.



# Haven Gardens

## SPRING LAWN CARE

By giving your lawn what it needs, when it needs it, lawn care becomes very easy. The most effective way to a lush lawn is establishing and maintaining healthy and vigorous growth. A healthy lawn will most always keep weeds to a minimum, but a little bit of help is always appreciated.

First, apply a pre-emergent between mid-February and mid-March. This will prevent pesky weeds from germinating. North Haven Gardens recommends Betasan, Portrait, and Treflan, as well as organic Corn Gluten. You might want to try the ready-to-spray liquid Weed Stopper Hose containing Surflan, which is probably the easiest to apply.

Second, fertilize your lawn at the proper time, with the appropriate fertilizer, at the correct rates. This will result in a beautiful green lawn that will be strong and healthy enough to stand up to our Texas summers. Apply a high nitrogen fertilizer just after you see signs of your lawn greening up, usually during mid to late March. Choose a quality fertilizer with approximately 50% of its nitrogen in a slow-release form. NORTH HAVEN GARDENS, 6-3-0 and organic Texas Tee are two great choices. Avoid fertilizers with high levels of phosphorous, which tends to build up in our clay soils. Remember: Garden safely. Always read and follow the application instructions when applying chemicals; organic fertilizers as well as chemical ones can be harmful.

When your lawn requires its first cutting for the year, be sure not to cut too short. Always cut your lawn at the proper mowing height. Mow to a height of about 2" in spring, then raise your lawn mower 1/2" to 1" in the summer. The rule of thumb is to never cut off more than 1/3 of the grass blade at one time. Remember to keep your mower blades sharp to avoid tearing plant leaves. Scalping or mowing too closely will stress your lawn, while weeds thrive under these conditions. A dense, healthy, vigorous lawn will resist the intrusion of weeds. For more information stop by and let us customize an individual plan based on your turf conditions to give you the best lawn in your neighborhood!

### DON'T FORGET YOUR LAWN

*The easiest weed control for your lawn is fertilizer. Vigorous turf makes it difficult for weeds to grow. Here at North Haven Gardens, we stock a full line of Organic and Synthetic lawn fertilizers including Greensense, NHG 6-3-0, NHG 21-7-14, Texas Tee, and much more. Stop by today to make your selection.*



### EASTER FLOWERS!

*Surprise a friend or loved one this Easter with a beautiful spring bouquet. For fast and convenient service, order your floral arrangement online at [www.nhg.com](http://www.nhg.com). We have several arrangements available online for you to choose from. If you can't find what you are looking for online, please call our Floral Designers at 214-691-6751 and they will create a unique custom arrangement to meet your needs. Order today!*



## Now is the Time...



## MARCH

***Plant** ornamental trees and shrubs, roses, perennials, herbs, cool-season vegetables and annuals such as geraniums, petunias, snapdragon and alyssum. Plant tomatoes after last frost and begonias now for the best results. Plant tender herbs when danger of frost has passed.*

***Fertilize** now if you didn't fertilize in February. Use root stimulator on all new plantings.*

***Repot and fertilize** water garden plants with tablet fertilizers made for that use.*

***Prune** fruit trees before bud break. Wait to prune spring-flowering shrubs and vines after flowering.*

***Purchase** caladium bulbs while the selection is good! Plant them in May. Store bulbs about 63°.*

***Spray** for pests on fruit trees; use BT for caterpillars or release green lacewings and trichogramma wasps to control aphids, mites, thrips, and caterpillars.*

## APRIL

***Plant** warm season annuals and vegetables, summer and fall flowering perennials. Repot houseplants.*

***Fertilize** summer flowering shrubs. Spray for fruit tree pests and black spot on roses.*

***Watch** for aphids on new growth. Spray insecticidal soap or release Ladybugs.*

***Use** slug & snail bait or set out beer traps, if needed.*

***Spray** Beneficial Nematodes every year on your lawn for Fleas, Fire Ants, Chiggers, Termites and other pests for a steady control. You can treat Fire Ant mounds with bait early in the morning or later in the afternoon when ants begin to forage.*

*Visit our website for more tips and information  
[www.nhg.com](http://www.nhg.com)*

**NORTH HAVEN**  
*Gardens*

7700 Northaven Road  
Dallas, TX 75230  
214-363-5316



PSRT STD  
U.S. Postage  
**PAID**  
York, PA  
Permit # 357

## HELLEBORUS 2005 Perennial of the Year



Helleborus, more commonly known as Lenten rose, has been named **2005 Perennial Plant of the Year** by the Perennial Plant Association. This striking shade-loving evergreen perennial is a member of the buttercup family. It flowers in late winter and early spring and can tolerate dry conditions. Helleborus has magnificent foliage to add year round interest to any landscape and beautiful long lasting flowers that come in a variety of colors. This outstanding perennial can be used as a specimen plant or as an elegant ground cover to add color, texture, and habitat to the landscape. The Perennial Plant Association writes that Helleborus is one of the easiest plants to grow and anyone with a shade garden will be delighted with their experience with Lenten Rose.

You can find several varieties of Helleborus including Pink Lady, Blue Lady, and Red Lady, right here at NORTH HAVEN GARDENS. We also carry several other perennials that have previously been named "Perennial Plant of the Year" including Anthyrium niponicum 'Pictum' (2004), Leucanthemum 'Becky', (2003), Scabiosa columbaria (2000), and many more. Stop by and see what all the talk is about.



**Get Your FREE  
GROW CARD Today!**

**GROW CARD** holders are entitled to in-store specials and other great offers. Applications are available at our Customer Service Desk or online at [www.nhg.com](http://www.nhg.com).

## SOCIETY

MEETINGS  
at NORTH HAVEN GARDENS

### BEGONIA SOCIETY

214-363-6715 x 340

*Meets the third Thursday at 7:00 PM*

### BONSAI SOCIETY

214-357-3048

*Meets the first Thursday at 6:30 PM*

### BROMELIAD SOCIETY

972-699-4013

*Meets the fourth Saturday at 3:00 PM*

### DALLAS ROSE SOCIETY

214-350-7023

*Meets the fourth Friday at 7:00 PM*

### DAYLILY GROWERS OF DALLAS

972-279-2019

*Meets the third Saturday at 10:00 AM*

### FIRST MEN'S GARDEN CLUB OF DALLAS

972-530-3691

*Meets the third Tuesday at 7:00 PM*

### IRIS SOCIETY

972-517-7219

*Meets the third Sunday, 3:00 – 5:00 PM*

### NORTH TEXAS WATER GARDEN SOCIETY

972-386-7787

*Meets the second Tuesday at 7:00 PM*

### SOUTHWESTERN

### FERN SOCIETY

214-544-7288

*Meets the second*

*Sunday at*

*3:00 PM*

