


Every *Blooming* Thing



Celebrating
51
Years of Service

July-August 2002

North Haven Gardens Newsletter



July

Plant: Tomatoes early in July for fall production and plant pumpkins and gourds for fall harvest. Plant peppers about mid-July for fall production.

Fertilize: Feed container plants and roses regularly and watch for insect and disease problems. We carry a full line of rose care products, including organics.

Water: Learn your city's water regulations. Water deeply when you water your lawn. See page 3 for more tips. Water container plants as needed; use 'Soil Moist' to retain water in the soil for container plants.

Pest control: Use BT for caterpillars, blast aphids with water, and release ladybugs.

Disease control: Spray Neem oil or potassium bicarbonate or horticultural oil for control of black spot, powdery mildew and other fungal diseases.

August

Plant: Fall-flowering bulbs, fall annuals (marigolds, zinnias, celosias) and perennials (Mexican bush sage, fall asters). Plant wildflower seeds late in the month to allow for germination and growth prior to winter. Plant beans, squash, cucumbers early in the month; broccoli, cabbage, and cauliflower about mid-month. Plant leafy crops late in August.

Pests: Spray horticultural oil or orange oil for spider mites, lace bugs, thrips, and scale.

Mulch, mulch, mulch to keep in moisture and protect against harsh, hot temperatures this summer.

Visit our website for
more tips and information:
www.nhg.com

Get Out of the Heat! *by Jill Zeagler*

If you have been in North Texas in the summer, then you already know the temperature extremes of gardening in June, July, and August. This year, why not try something a little different? While the temperatures are soaring outdoors, focus on the botanical beauties that we can grow in the comfort of our air-conditioned homes and create an indoor garden!

North Haven Gardens has a fully stocked greenhouse brimming with indoor tropical treasures. We carry a large sampling of blooming orchids that are a treat that is almost impossible to pass up. We offer Phalaenopsis, Dendrobiums, Oncidiums, as well as other beautiful orchids with blooms rich in color and wonderful fragrances.

And have you seen the wide variety of bonsai in the greenhouse? If you are a member of the Bonsai Society that meets at North Haven Gardens, you might also want to browse the large selection of bonsai containers we have for the enthusiastic hobbyists.

If you are looking for color indoors, we have some great selections. You might consider 'Domino' Spathiphyllum with its dark green leaves with creamy white stripes. 'Domino' is a great plant for lower light situations and is mainly grown for the striking foliage. Crotons make great indoor additions in bright rooms, offering a wide spectrum of red, orange, and yellow variegated leaves. Several different cultivars are available to tempt you.

And have you browsed the Bromeliads recently? We have Guzmania, Neoreglia, Aechmea, and Vriesea in rich jewel-tone colors. We also have a large selection of the Tillandsias, also known as "Air Plants." These are such interesting and fun plants!


So, when it's too hot to garden outside, visit our greenhouse and discover a new way to enjoy the beauty of nature by creating your own indoor tropical garden. Take a little bit of the Tropics home with you to enjoy year-round.

Purslane, Esperanza, and Lantana

Want to add a touch of color that you can almost forget about? The old-time favorite is **Purslane (a/k/a portulaca, moss rose)**. This cheery plant opens its blooms to the heat of day and provides delightful color throughout the summer. We have baskets to brighten up patios and plants for the garden or to create a summer groundcover in a sunny area.

Esperanza (Tacoma stans) is a 2-4' shrub-like plant that will make your container or garden area into a showplace of golden yellow, bell-shaped blooms all summer until frost. It is happy in limestone soils and is very drought tolerant when established. In the Metroplex, it should be treated as an annual. It is native in the Big Bend area.

And if you have never experienced the incredible **Lantana** in your garden, now is the time! "New Gold" is a prolific bloomer and the 'old standard'. It is also wonderful for attracting butterflies to your garden. "Dallas Red" has blooms that change from yellow to orange to red during their bloom time. And the new "Athens Rose" variety has delightful yellow and rose-colored blooms that reminisce of gardens of yesteryear.



CALENDAR OF EVENTS

STORE HOURS

Monday through Saturday — 9:00 a.m. to 6:00 p.m.
Sundays — 10:00 a.m. to 5:30 p.m.
Open Late on Thursdays until 8 p.m.



July 4th Celebration!
Come in for our special
SALE-abration!

Saturday, July 13 — 1:30 p.m.
“Hardy Palms for Texas”

Tony Cerbone, Palm Grower
Tony’s gardens were featured on the
Garden Conservancy Tour in May

presented by the First Men’s Garden Club of Dallas

Saturday, July 20 - 1:30 p.m.
“Watering Wisely for Dallas”

David Reznik, ASLA

Efficient watering methods to conserve water,
promote, healthy gardens and lawns.

Saturday, July 27 — 10:00 a.m.

“Sitting in the Garden” Arlene Hamilton

Create a delightful herb garden in a cast-off chair.
presented by the Herb Society of America

Saturday, August 10 — 1:30 p.m.
“Model Railroads in the Garden”

Dennis Cherry,

North Texas Garden Railroad Consortium
Come learn about this fascinating hobby and
see what fun trains are in the garden!

Saturday, August 16 — 1:30 p.m.
“All About Lawns” - John Hunt

They aren’t as easy as they look! Come learn what
will make your lawn look luscious, while
complying with water restrictions this summer.
presented by the First Men’s Garden Club of Dallas

‘WEDNESDAY at NOON’ Luncheon & Lecture
with Judy Fender, Master Gardener

Wednesday, July 17 at Noon
“Flying Jewels in My Garden”

(attracting butterflies and hummingbirds)

*Delight in seeing butterflies you can attract to your
garden by having the right plants to entice them!
Learn about hummingbirds, their history, habits, and
what they like.*

Wednesday, August 14 at Noon

“Add a Touch of Whimsy to Your Garden”

*Enjoy seeing the delightful things others have added
to their gardens, and
leave with a wealth of ideas for your own!*

Reservations are Required; Luncheon Charge
Limited Seating

Registration form in store or on our website:
www.nhg.com

“Wednesday at Noon”

Once a month, we invite you to join us on Wednesday at Noon (12 noon to 2 p.m.) for luncheon and a lecture. We will spend time showing you how to create something special for your garden. It will be an enjoyable time where you can ask questions and learn something new also!

Stop by to register for these unique lecture classes and/or visit our website (www.nhg.com) for details and how to register by mail. A reservation will be required, as seating will be limited, and there will be a charge for lunch (that must be paid in advance) to ensure your place. Come get away from your busy schedule and enjoy a moment “in the garden” with new ideas.

The Hummers are Coming! The Hummers are Coming!

by Carolyn Oldham

Soon to appear in your backyard are Nature’s helicopters — those magnificent flying machines most commonly known as hummingbirds! They have completed their nesting chores and are ready for their sugar fix in your garden. These flying jewels will stay through September and delight you with their aerial antics!

The best way to attract them is to have the plants they like, and topping that list would be: all salvias, Firebush, Turk’s Cap, Penta, Cypress Vine, and Flame Acanthus.

Hang multiple feeders near the above plants and change the sugar water solution (one part sugar to 4 parts water) every 3 days. Then, prepare to be amazed by their aerial acrobatics!

Herbs from Your Garden

Now that your herbs have burst forth in growth, what are you going to do with them? Here are some recipes you might like to try:

Basil Parsley Pesto

3 cups loosely packed fresh basil
1/2 cup loosely packed fresh parsley
3 - 5 large garlic cloves
1/2 - 3/4 cup pine nuts
1 cup olive oil
1-1/2 cups freshly grated Parmesan Cheese

1. Add basil and parsley to food processor or blender. Chop until fine.
2. Add garlic and pine nuts. Chop well.
3. Slowly add olive oil. Process until smooth.
4. Stir in cheese.
5. Use immediately or freeze in small jars. Serve on pasta or rice. Spread on breads. Fold into omelets. Spread on fresh tomatoes.

Herbed Salad Dressing

(Makes about 3/4 cup or more)

2 Tbsp. dried tarragon
2 Tbsp. dried dill seeds
1 Tbsp. dried rosemary
3 Tbsp. dried chives
3 Tbsp. dried parsley
1 Tbsp. dried mustard
1 Tbsp. dried basil

1. Mix together all ingredients until well blended. Store in container.
2. To serve, add 1 Tbsp. herb mix to 6 Tbsp. olive oil and 2 Tbsp. apple cider vinegar. Let “marinate” for 15-30 minutes to release the flavors. Spray on or pour over salad greens or sliced tomatoes.

Water Wisely This Summer !

The new City of Dallas ordinance #24745 prohibits watering your lawn or landscape with an irrigation system or sprinkler between 10 a.m. and 6 p.m. from June 1 through September 30.

Save water with ‘naturescaping.’ It doesn’t require radical changes. Use plants that are suited to this area to minimize water usage. They come in all sizes, shapes, textures, and colors!

Group plants together that have the same water and sunlight requirements. Those which require well drained soil can be planted in elevated beds so they drain more quickly. Place those plants with more water requirements lower so that excess water will run into that area and be well used.

Don’t water on a “schedule.” Water as needed. Check new plantings and water accordingly until they are established, which might take several weeks. Once established, natural rainfall may be sufficient for most plants. Over-watering can be the death of a plant, too!

Water early in the morning as opposed to in the early evening. Water that sits for 8 hours during the night can cause fungal and disease problems.

Be certain your sprinkler system is working properly and efficiently.

[For proper watering techniques see <http://aggie-horticulture.tamu.edu/extension/homelandscape/water/water.>]

Pick up our **2002 Perennial List** that indicates the “water-wise” plants we carry. Using these plants in groupings your garden will eliminate heavy water usage and, hopefully, cut down on your water bills this summer.

Kelp! Kelp! Are Your Plants are Crying for Kelp?

by Carolyn Oldham

If I could have only one organic product for my garden, it would be seaweed (kelp). Spraying seaweed on the leaves and stems of plants and drenching their roots is the best way to get maximum performance from them. That’s because seaweed contains everything a plant needs for healthy growth — nitrogen, phosphorus, potassium, and more than 70 of the so-called micro-nutrients such as iron, magnesium, zinc, et cetera.

Seaweed also contains plant growth hormones, which insure proper root and leaf development, proper bud and flower formation, and a plant’s ability to overcome stress. Seaweed also repels spider mites — they hate the way it smells, the way it tastes, and the way it feels on their “mityey” bodies!

Seaweed has been used all over the world for centuries as a fertilizer. There’s lots of university testing from Clemson University to support its many uses and benefits.

There are several excellent liquid concentrate products available — Maxicrop, Source One, Bioform, and Hastagro. If your plants seem stressed this summer and crying for help, maybe they’re really crying for kelp!

Wow! What Wonderful Water Lilies

in our New Water Garden Area! by Debbie Jackson

Thinking about adding a water feature to your garden? With the heat of summer, water lilies bloom beautifully in a container on your patio. The container must be at least 18 inches deep and wide enough to allow the water lily to spread out.

Adding water lilies to your pond (or a container water garden) will shade the water below, helping to control algae. To keep water lilies blooming, we carry Aquatabs (fertilizer) tablets that are easy to use and specifically designed for water plants. (Use only aquatic fertilizer tablets with water plants.)

Always treat the water in your container water garden (and pond, too) with a dechlorinator prior to adding plants (and fish). The harsh chemicals in our public water can burn the plants and also affect the gills of fish. It would be best to let the water cure a few days also before adding any plants or fish.

Do you want to add some height to your container water garden or pond? You might want to add some pickerel rush, which has large leaves and is topped off with spike of blue flowers. We have lots of other bog plants to select from also. Submerged plants help to add oxygen to the water, allowing for a healthy environment for pond life. There are several interesting varieties to choose from. If you want to add some fish to your container water garden, these oxygenators are a must.

The old plant tanks are gone, and we’ve installed new raised tanks to make it easier to shop. Visit the new water garden area near the greenhouse where the large containers are now located. There are lots of new things to see there!

Highlights Inside

www.nhg.com

Sales, Gifts, Events, Lectures

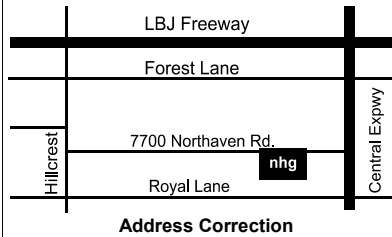
Gift Ideas and Books
Gift Certificate Ideas

Wednesday at Noon!
Luncheon & Lecture

Thursday nights
we're open late
until 8!



North Haven Gardens
7700 Northaven Road
Dallas, TX 75230
(214) 363-5316



Printed on recycled paper.

SOCIETY MEETINGS

AT NORTH HAVEN GARDENS

Call the club to confirm the meeting —
in event of a schedule/meeting change.

Begonia Society 214-363-5316
Meets the third Thursday at 7:00 p.m.

Bonsai Society 972-392-1430
Meets the first Thursday at 6:30 p.m.

Bromeliad Society
Alternate months, 4th Saturday at 1:00 p.m.

Daffodil Society 214-526-5379
Call for summer information.

Dallas Organic Garden Club
972-235-4001
Meets fourth Thursday at 7:00 p.m.

Dallas Rose Society 972-234-5184
Meets the fourth Friday at 6:30 p.m.

Daylily Growers of Dallas
972-684-4760

No July and August meetings.

First Men's Garden Club of Dallas
972-907-9911
Meets the third Tuesday at 7:00 p.m.

Hosta Society 214-363-6715 x333
Call to confirm meeting date and time.

Southwestern Fern Society
972-241-6480
Meets the second Thursday at 7:30 p.m.



Check our ad each Friday
in the Dallas Morning News'
Living / House & Garden
section for lectures,
events, and sales.

Contact our Floral Designers at
214-691-6751 for your floral needs.

The Gardener's Gift Corner by Betty Hargrave

Get out of the heat and come browse inside the gift shop! Thinking about adding a touch of whimsy to your garden? We have garden fairies with such detail they will take your breath away! Or perhaps you might be tempted by one of the colorfully iridescent garden gazing balls that could brighten up a dark corner of your garden? And the blown glass watering globes, swirled in delicious colors, can also add interest to a potted plant on the patio or in your indoor garden.

For those who like to carry the colorful blown glass theme into other areas of the garden, we have beautiful hummingbird feeders that will not only attract those flying jewels, but also the *ohs* and *ahs* of your other garden visitors. While browsing the bird area, you might notice the new selection of hummingbird feeders that will deter bees from feeding. And we have ant traps to attach to your current feeders that will keep those pesky things out of the nectar! Do you have trouble cleaning those small nectar openings on the feeder? We have small brushes that are just perfect for doing that.

Because containers are so popular now and such an enhancement to the patio and/or indoor garden areas, we have redesigned a large area near the greenhouse to display all the fine new ceramic and terre cotta containers we have added for your selection. Add some variety and height to your garden with a rose in a large container. Or perhaps your patio is looking a bit sparse? Spruce it up with plants in containers, and don't forget to add some Soil Moist crystals to hold that extra moisture in the soil. Looking for lightweight containers? We have them, too, in a variety of sizes and styles! These large containers are great for moving about the patio or garden.

Create interest in your garden with unusual wrought iron trellises, obelisks, garden carts, or perhaps a wrought iron garden tree, complete with birds! Wrought iron always adds a bit of nostalgia to the garden — create an outdoor room and add a wrought iron baker's rack or a wall-mounted planter to a fence or arbor post.

And don't forget the soothing sound of water in your garden. There are so many fountains in so many different styles from which to choose. It will be fun deciding which one will be the one to add that bit of charm to your patio or garden area. And don't forget to include benches in your garden so you can sit for a while and enjoy the delights of your garden.

Send Something Special Designed by Our Floral Designers!

Our floral designers are extremely imaginative and have been designing unique and beautiful floral and herb baskets that will always be remembered by those who receive them. They can create cut flower arrangements that will also take your breath away! So, don't wait for a holiday or specific occasion — send your best wishes on a "common" day to surprise that someone special! **Contact our Floral Designers at 214-691-6751** to create a unique floral gift for the people who are special in your life.

Visit us on the Web at www.nhg.com